




**2011-12**

**On-Sets**

**Tournament Rules**



# On-Sets Tournament Rules 2011-12

## TABLE OF CONTENTS

Basic On-Sets .....	O1
I. Starting a Match (Round) .....	O2
II. Starting a Shake .....	O3
III. Setting the Goal.....	O4
IV. Moving Cubes .....	O5
V. Challenging .....	O6
VI. The Parts of a Solution.....	O7
VII. Writing and Checking Equations .....	O8
VIII. Last Cube Procedure .....	O10
IX. Illegal Procedures.....	O11
X. Scoring a Shake .....	O11
XI. Time Limits .....	O12
XII. Scoring a Match .....	O13
XIII. Adventurous Variations .....	O13
A. Elementary .....	O13
B. Middle .....	O14
C. Junior .....	O15
D. Senior .....	O17

NOTE: All quotations in the Tournament Rules that follow are from the rules in the booklet that accompanies the game kit.

# BASIC ON-SETS<sup>®</sup>

Basic On-Sets can be introduced with the following seven rules. The complete Official Tournament Rules (including Restrictions in all divisions except Elementary) should be used once players become familiar with the game.

## I. GOAL Rule

Two- or three-player matches will be played. To start, the player rolling the cubes first puts out two  $\nabla$  and one  $\triangle$  cube or two  $\triangle$  and one  $\nabla$ , then rolls the remaining 15 cubes. The symbols that show on the top faces of the cubes form the *Resources*. While this player is rolling the cubes, the player to his right shuffles and deals the cards (10 to 14 in Senior Division, 6 to 12 in all other Divisions). The cards dealt form the *Universe*.

- A. The player who rolled the cubes sets a Goal by moving one or more digit cubes from the Resources to the Goal section of the playing mat.
- B. If more than one cube is used to set the Goal, the way the cubes are placed determines the Goal's value.
  1. The sum of two numbers is indicated by placing the cubes side by side.
  2. The product of two numbers is indicated by placing the cubes in a vertical line.
  3. The negative of a number is indicated by placing the cube so that its numeral is upside-down.
- C. The Goal-setter indicates the Goal is complete by saying "Goal."

## II. MOVE Rule

After the Goal has been set, play progresses to the left. When it is your turn to play, you must either challenge (see rule IV) or move a cube from Resources to the Forbidden, Permitted, or Required section.

## III. SOLUTION Rule

A Solution, which is written on paper, is the name of a set. The number of Universe cards in the set must equal the Goal. The Solution must contain at least two cubes and also obey these requirements.

- A. It must use *all* cubes in Required.
- B. It must use *no* cubes in Forbidden.
- C. It may use none, some, or all of the cubes in Permitted.
- D. In the absence of symbols of grouping, the ' operation takes priority over the binary operations ( $\underline{\cup}$ ,  $\underline{\cap}$ , and  $-$ ). If necessary, the Solution-writer must use parentheses or other symbols of grouping to indicate the order of operations. The Solution is incorrect if it has an interpretation that does not equal the Goal.

## IV. CHALLENGE Rule

- A. Whether or not it is your turn, you may challenge another player who has just set the Goal or moved. To do so, you must pick up the challenge block and say one of the following.
  1. NOW (Now possible): This means that the Challenger claims a Solution can be written using:
    - a. all the cubes in Required and
    - b. none, some, or all of the cubes in Permitted and
    - c. *one* more cube from Resources, if needed.
  2. NEVER (Never possible): This means the Challenger claims that nobody can write a Solution that satisfies all the restrictions placed on the cubes in the Forbidden and Required sections, no matter how many cubes might still be used from the Permitted section and the Resources.
- B. After a challenge in a three-player match, the Third Party (the player who is neither the Challenger nor the last Mover) must agree or disagree with the Challenger.
  1. If the Third Party agrees with the Challenger after a NOW challenge, the Third Party must also independently write a Solution.
  2. If the Third Party disagrees with the Challenger after a NEVER challenge, the Third Party must also independently write a Solution.

## V. CORRECTNESS Rule

After a challenge, a player is correct if and only if that player

- A. has to write a Solution and does so correctly or
- B. does not have to write a Solution (someone else does) and nobody writes a correct Solution.

## VI. CHALLENGE-SCORING Rule

- A. Whoever is incorrect scores 2.
- B. Whoever is correct scores 6, unless agreeing with the Challenger, in which case the player scores 4.

## VII. LAST CUBE Rule

As soon as there is only one cube left in Resources, the only challenge allowed is NEVER. If nobody challenges NEVER, the player whose turn it is must move that cube to the playing mat. Then, unless someone makes a NEVER challenge, all players write a Solution. Whoever is correct scores 4 points; whoever is incorrect, scores 2.

## ON-SETS<sup>®</sup> Tournament Rules 2011-12

### I. Starting a Match (Round)

**A.** Two- or three-player matches will be played. A *match* is composed of one or more shakes. A *shake* begins with the rolling of the cubes, the dealing of some cards, and the setting of a whole number as the Goal for that shake. A shake ends with at least one player attempting to write a *Solution* which both equals the Goal and correctly uses the cubes on the playing mat.

**B.** The following equipment is needed to play the game.

1. 16 cards: each card contains a unique combination of zero to four dots colored blue (B), red (R), green (G), or yellow (Y). No card contains more than one dot of any color. At the start of a shake, some of these cards are dealt face up to form the *Universe* for that shake.

*Comment* Players should make sure all 16 cards are in the game, with no duplicates. One of the cards is blank.

2. 18 cubes: these consist of the following groups.

- a. 3 digit cubes: each face has one of the digits 1 through 5.

*Comment* The digit cubes are used only in setting the Goal.

- b. 8 color cubes: each face has a dot colored B, R, G, or Y. Each dot names the set of all cards in the Universe which contain a dot of that same color.

- c. 4 operation cubes: each face has one of the symbols  $\cup$ ,  $\cap$ ,  $-$ , or  $'$ .

- (i)  $\cup$  means the *union* of two sets.

*Example*  $B \cup G$  is the set of cards in the Universe which are *either* B or G.

- (ii)  $\cap$  means the *intersection* of two sets.

*Example*  $R \cap Y$  is the set of cards which are *both* R and Y.

- (iii)  $-$  means set *subtraction*.

*Example*  $B - Y$  is the set of cards which are B *but not* Y.

- (iv)  $'$  means the *complement* of a set.

*Example*  $G'$  (often read "green prime") is the set of cards which are *not* G.

- d. 3 Restriction cubes: each face has one of the symbols  $\forall$ ,  $\Delta$ ,  $=$ , or  $\underline{C}$ .

- (i)  $\forall$  names the set of all the cards in the Universe for the shake.

- (ii)  $\Delta$  names the set of no cards (the null or empty set).

- (iii)  $=$  and  $\underline{C}$  are special operators used to make mathematical statements about the cards in the Universe. Each such statement is called a *Restriction*. (See section **VIB** below.)

*Comment* The  $=$  and  $\underline{C}$  symbols are not used in Elementary Division.

3. A playing mat: this contains four sections.

- a. Goal: digit cubes played here form the Goal.

- b. Required: all cubes played here *must* be used in any Solution.

- c. Permitted: any or all cubes played here *may* be used in any Solution.

- d. Forbidden: *no* cube played here may be used in any Solution.

*Comment* Many games have a section labeled "Resources." However, any reference in these rules to the "playing mat" or the "mat" does not include the Resources section.

4. A one-minute sand timer: this is used to enforce time limits.

5. A challenge block: This is a cube or similar object and not a flat object like a coin. It should not be so large that two players can grab it simultaneously.
- C. Players may use only pencils or pens, blank paper, and (for Adventurous On-Sets) variation sheets. No prepared notes, books, tables, calculators, cell phones or other electronic devices may be used except that players' paper may contain preprinted Universe charts on which the cards that are dealt may be marked.
- Comment* The chart a player uses may not have sets preshaded or premarked in any way. (See Appendix B for samples.)
- D. The Goal-setter for the first shake is determined by lot. On each subsequent shake, the Goal-setter is the player immediately to the *left* of the previous Goal-setter.
- To determine the first Goal-setter, each player rolls a digit cube. The player rolling the highest digit sets the first Goal. Players tied for high digit roll again until the tie is broken.

## II. Starting a Shake








- A. To begin a shake, the Goal-setter rolls all 18 cubes. The symbols on the top faces of the rolled cubes form the *Resources* for the shake.
1. A shake begins as soon as the timing for rolling the cubes and dealing the cards is started or the cubes are rolled or the first card is dealt.
  2. During a shake, no player may turn over a cube or obstruct the other players' view of any cube. (See section IX-C.)
  3. In Elementary Division, the three Restriction cubes are not rolled. Instead the Goal-setter first sets out either two  $\underline{V}$  and one  $\underline{\Delta}$  cube or one  $\underline{V}$  and two  $\underline{\Delta}$  cubes. Then the remaining cubes are rolled.
- B. While the Goal-setter rolls the cubes, the player to the *right* of the Goal-setter shuffles and deals the cards.
1. In Elementary, Middle, and Junior Divisions, at least six but no more than 12 cards must be dealt.
  2. In Senior Division, at least 10 but no more than 14 cards must be dealt.
- After the cards are dealt and positioned in a manner agreeable to all players, no one may touch them or in any way obstruct the other players' view of them until Solutions are checked. (See section VII-C.) However, players may look at the cards that were not dealt (usually for purposes of marking their charts).
- Comment* The dealer may not take back a card that has been dealt unless the number of cards exceeds the maximum allowed in the division. In that case, the extra card(s) must be removed from the Universe.
- C. In Adventurous On-Sets, after the cubes have been rolled and the cards have been dealt but before the Goal is set, each player must select a variation from the appropriate list in section XIII of these rules. A *variation* is a special rule which, if it conflicts with any of the regular tournament rules, supersedes those rules.
1. The Goal-setter makes the first selection, then the player to the left of the Goal-setter, then the third player if there is one.
    - a. Each player has 15 seconds to make a variation selection.
    - b. To begin a shake, the Goal-setter has one minute to roll the cubes. At the end of this minute, she has 15 seconds to select a variation. However, if the Goal-setter selects a variation before the minute for rolling the cubes expires, the next player has the rest of that minute plus 15 seconds to select a variation. If the second player also selects a variation before that minute expires, the third player (if there is one) has the rest of that minute plus 15 seconds to select.

- c. A player selects a variation by circling its name in the list for that shake. This list is located on the reverse side of the scoresheet or on a separate sheet. For certain variations (e.g., required cube, wild cube, Double Set), the player must also fill in a blank to indicate which cube is required or wild, which set counts double, and so on.
2. If a player selects a variation that has no effect on the shake, a variation that conflicts with one already chosen for the shake, or a variation that has already been chosen for the shake, the player loses one point and must pick another variation. If, on the second try, the player still does not select an appropriate variation, he loses another point and may not pick a variation for that shake.
- If a player's illegal variation selection is not pointed out before the next player selects a legal variation or a legal Goal is set (whichever comes first), the player making the illegal selection is not penalized. However, the illegal variation is ignored for the shake.
- Examples* It is illegal to choose U Required when no U cube was rolled, Y Wild when no Y cube is in Resources, or (in Middle, Junior, and Senior) No Null Restrictions when no = or C cube was rolled (and no Wild Cube has been chosen).
3. In two-player matches in Elementary, Middle, and Junior Divisions, the player who is not the Goal-setter must select *two* variations for the shake. In Senior Division, any player may pick two variations for any shake in either a two- or three-player match.

### III. Setting the Goal

- A. The player who rolls the cubes must set a Goal by transferring the cube(s) of the Goal from Resources to the Goal section of the playing mat.
- B. A Goal consists of at least one and at most three digit cubes that form an expression that names a whole number.
1. If more than one cube is used to set the Goal, the way the cubes are placed in the Goal determines the Goal's value.
- The sum of two numbers is indicated by placing the cubes in a horizontal line (side by side).
  - The product of two numbers is indicated by placing the cubes in a vertical line.
  - The negative of a number is indicated by placing the cube so that its numeral is upside-down.

The following are the only legal configurations for the Goal.

Goal	Meaning	Goal	Meaning
	A		$A \times B \times C$
	$A + B$		$A \times (B + C)$ or $(A \times B) + (A \times C)$
	$A + B + C$		$(A \times B) + C$
	$A \times B$		

*Comment* Any digit cubes not used in the Goal should be placed in Forbidden since they are not used in Solutions.

2. Once a digit cube touches the Goal section of the mat, it must be used in the Goal.
  - a. The Goal-setter indicates the Goal has been set by saying “Goal.”
  - b. The Goal-setter may rearrange or regroup the cubes in the Goal section until she says “Goal.”
  - c. The Goal may not be changed once it has been set.
- C. Before moving the first digit cube to the Goal section of the mat, the Goal-setter may make a *bonus move*.
  1. To make a bonus move, the Goal-setter must say “Bonus,” then move one non-digit cube (but not = or C) from Resources to Forbidden.
  2. A Goal-setter who is leading in the match may not make a bonus move.
 

If the Goal-setter makes a bonus move while leading in the match and an opponent points out the error before the next player moves or someone legally challenges, the cube in Forbidden is returned to Resources. In Junior and Senior Divisions, the Goal-setter is also penalized one point.
- D. If the Goal-setter believes no Goal can be set which has at least one correct Solution (see section VII), he may declare “no Goal.” Opponents have one minute to agree or disagree with this declaration.
  1. If all players agree, that shake is void and the same player repeats as Goal-setter for a new shake.
 

*Comments*

    - (a) The Goal-setter would declare “no Goal” only in those rare instances when an unusual set of Resources was rolled. For example, there are three 1’s, the operations are all U signs, and each color appears on at least four cards. (Even in this case, the Goal-setter might be able to pick a variation like wild cube that would allow a Goal to be set.)
    - (b) Players receive no points for the void shake.
  2. An opponent who does not agree with the “no Goal” declaration indicates disagreement by picking up the challenge block (see section VI-B). She then has one minute to set a Goal. If she does, the original Goal-setter for the shake receives a two-point penalty unless a correct Never challenge (see section VI-A) is made against this Goal before the next player moves a cube to the mat. However, if the disagreeing player decides to say “no Goal,” she loses a point, the shake is void, and the original Goal-setter rerolls the cubes for a new shake.

#### IV. Moving Cubes

- A. “After the Goal has been set, play progresses in a clockwise direction” (to the left).
- B. When it is your turn to play, you must either move a cube from Resources to one of the three sections of the playing mat (Required, Permitted, Forbidden) or challenge the last Mover.
 

The move of a cube is completed when it touches the mat. Once a cube is legally moved to the mat, it may not be moved again during the shake. (Exception: When the Shift from Permitted variation is played – see section XIII below.)
- C. If you are not leading in the match, then “on your turn you may take a bonus move before making a regular move.”
  1. To make a bonus move, the Mover must say “Bonus,” then move a cube from Resources to Forbidden.
 

*Comments*

    - (a) “If you do not say ‘Bonus’ before moving the cube to Forbidden, the move does not count as a bonus move but as a regular move to Forbidden.” You are not entitled to play a second cube.
    - (b) When making a bonus move, the first cube *must* go to Forbidden. The second cube may be moved to Required, Permitted, or Forbidden.

2. If the player in the lead makes a bonus move and an opponent points out the error before another player makes a legal move or challenge, the Mover must return the second cube played on that turn to Resources. In Junior and Senior Divisions, the Mover also loses one point.
- D. In Middle, Junior, and Senior Divisions, no = or C cubes may be played to Forbidden until four or fewer cubes remain in Resources.

*Comments*

- (a) V and Δ may be played to Forbidden.
- (b) Allowing an = or C to be played to Forbidden with four or fewer cubes left in Resources is intended to cover those rare situations where a player would have no choice but to make a Solution possible with one more cube. For example, there may be a color cube and two = or C cubes left in Resources. If the color cube and either Restriction cube is needed for a Solution, then the Mover would have no choice but to play one of the three cubes to Required or Permitted. The exception above allows the player to move either the = or C cube to Forbidden to avoid a Now Challenge.

## V. Challenging

- A. “Whether or not it is your turn, you may challenge another player who has just completed a move” or set the Goal. The only two legal challenges are Now and Never.
1. By challenging *Never*, a player claims that no correct Solution can be written regardless of how the cubes remaining in Resources may be played.
 

*Comment* If the Goal is not a legal configuration (see section III-B-1) or the Goal equals a negative number, an opponent should challenge Never.
  2. By challenging *Now*, a player claims that a Solution can be written using the cubes on the mat and, if needed, *one* cube from Resources.
    - a. A player may challenge Now only if there are at least two cubes in Resources.
 

If a player challenges Now with fewer than two cubes in Resources, the challenge is invalid and is set aside. The challenger is also penalized one point. (See section B below.)

*Comment* If only one cube remains in Resources and no one challenges Never, then a Solution is possible using that one cube. Since the latest Mover had no choice but to play the second-to-last Resource cube to the mat, it is not fair that he be subject to a Now challenge. (However, a Never challenge could be made.) See section VIII for the procedure to be followed when one cube remains in Resources.
    - b. Since a correct Solution must contain at least two cubes, it is illegal to challenge Now after the Goal has been set but before a cube has been played to Required or Permitted.
 

If a player does so, that player is penalized one point and play continues.
- B. A challenge block is placed equidistant from all players. To challenge, a player must pick up the block and say “Now” or “Never.”

A player who picks up the block and makes an invalid challenge is penalized one point, and the challenge is set aside. Examples of invalid challenges are (a) challenging yourself (you were the last Mover), (b) challenging Now when less than two cubes remain in Resources, and (c) challenging Now with no cubes in Required or Permitted. **If a player picks up the block, then decides not to challenge (without saying “Now” or “Never”), the player accepts a one-point penalty and play continues.**

*Comments*

- (a) The main purpose of the block is to determine who is the Challenger in a three-player match when two players wish to challenge at the same time.
- (b) Touching the challenge block has no significance. However, players may not keep a hand or finger on, over, or near the block for an extended period of time. (See section IX-C.)
- (c) A player must not pick up the challenge block for any reason except to challenge. For example, don't pick it up to say “Goal” or to charge illegal procedure.

## VI. The Parts of a Solution

- A. Set-Name part:** this part consists of one legal Set-Name. A Set-Name is legal if it specifies a set of cards in the Universe and does not contain any symbol or group of symbols which is undefined in On-Sets.

= and  $\underline{C}$  cubes may not be used in the Set-Name of the Solution even if they are in Required.

*Examples of Set-Names*  $B, R', G \underline{U} Y, (R \underline{\Omega} B) - \underline{\Delta}, (\underline{V} - G)' \underline{U} R$

*Comment* A Set-Name written on paper may contain pairs of grouping symbols such as parentheses, brackets, or braces even though these do not appear on the cubes. These symbols indicate how the Solution-writer would physically group the cubes if the Solution were actually built with the cubes.

- B. Restriction part:** this part consists of one or more Restrictions.

1. A *Restriction* is a rule that is applied to the cards in the Universe. Any card which does not satisfy the Restriction is temporarily removed from the Universe while that Solution is being checked. After all Restrictions in the Solution have been applied to the Universe, the Solution-writer's Set-Name is worked out using the cards that remain in the restricted Universe.

*Comments*

- (a) Any cards removed while checking a Solution are returned to the Universe before another Solution is checked.  
 (b) Any Restrictions in a Solution apply to the Universe only for *that* Solution.
2. There are three types of Restrictions. Any set used in each type must be represented by a legal Set-Name.

- a. *Subset Restriction:* this type has the form *Set 1*  $\underline{C}$  *Set 2*. A card in the Universe does not satisfy a subset Restriction if it is in *Set 1* but not in *Set 2*.

*Examples*  $B \underline{C} R', G - Y \underline{C} \underline{\Delta}, B - R \underline{C} (G \underline{\Omega} \underline{V})', B \underline{U} Y \underline{C} B \underline{U} Y$

- b. *Equals Restriction:* this type has the form *Set 1* = *Set 2*. A card in the Universe does not satisfy an equals Restriction if it is in one of the two sets but not in the other.

*Examples*  $B = R, G - Y = \underline{V}, (B \underline{\Omega} G)' = Y - R, R = R$

- c. *Chain Restriction:* this type has two or more = or  $\underline{C}$  cubes in it.

- (i) Restrictions of the following form are defined, where *A*, *B*, and *C* are sets.

$A \underline{C} B \underline{C} C$  (meaning  $A \underline{C} B$  and  $B \underline{C} C$ )

$A = B = C$  (meaning  $A = B$  and  $B = C$ )

$A \underline{C} B = C$  (meaning  $A \underline{C} B$  and  $B = C$ )

$A = B \underline{C} C$  (meaning  $A = B$  and  $B \underline{C} C$ )

- (ii) Restrictions of the following form are also permitted, where each one is worked out from left to right like those above.

$A \underline{C} B \underline{C} C \underline{C} D, A = B = C = D, A \underline{C} B \underline{C} C = D, A = B \underline{C} C \underline{C} D,$  and so on.

3. In a Restriction, no pair of parentheses (or other symbols of grouping) may enclose an = or  $\underline{C}$  symbol. However, a player may put parentheses around the entire Restriction, like this:  $(B \underline{C} R \underline{U} G)$ . Or around one side of a Restriction, like this:  $B \underline{C} (R \underline{U} G)$ . While useless, these parentheses do not make the Restriction wrong.

*Comment* A common error is putting parentheses around part of a chain Restriction, like this where *A*, *B*, and *C* are sets:  $(A \underline{C} B) \underline{C} C, A = (B = C)$ , and so on. Such parentheses make the chain meaningless just as the parentheses in the algebraic equation  $(2x=3)+7$  make it meaningless. Also these parentheses are inappropriate:  $(B = R)'$  However, this does not mean that parentheses may not be used at all in Restrictions.

Parentheses may legitimately be placed within any Set-Name in a Restriction, as in the following examples.

$$(R \cup B) - G = \underline{V}, B = (G \cup R)' \underline{C} \underline{V}, R' = B \underline{C} (R - Y) \underline{U} \underline{V}$$

Notice in these examples that no pair of parentheses encloses an = or C.

## VII. Writing and Checking Solutions

### A. After a valid challenge, at least one player must write a Solution.

1. After a Now challenge, the Challenger must write a Solution. (The Mover may not present a Solution.)
2. After a Never challenge, the Mover must write a Solution. (The Challenger may not present a Solution.)
3. After any challenge in a three-player match, the Third Party must decide whether to agree with the Challenger or the Mover. If the player with whom the Third Party agrees must write a Solution, then the Third Party must also write a Solution.

### B. To be *correct*, a Solution must satisfy the following criteria.

1. The Solution contains a valid Set-Name part.
2. Middle, Junior, Senior only: The Solution contains a Restriction part if there are one or more = or C cubes in Required.

If no = or C cubes are in Required but some are in Permitted or Resources, the Solution *may* include a Restriction part.

3. The Solution equals the Goal. That is, the number of cards selected from the Universe by the Set-Name equals the Goal.

If the Solution includes one or more Restrictions, these must be applied to the Universe *before* the Set-Name is worked out. If there are two or more Restrictions, they may be applied to the Universe in any order.

*Comments*

- (a) The Solution-writer does not have to write the Goal on his paper.
- (b) Mid/Jr/Sr: With the Absolute Value variation (see section XIII below), the Goal may have more than one value. Then any Solution must equal one of the legal values of the Goal.

4. The Solution uses the cubes correctly.

- a. The Solution contains at least *two* cubes.

*Example* In Middle, Junior, and Senior Divisions, the following Solution satisfies this rule:

$$\begin{aligned} \text{Restriction: } & B = B \\ \text{Set-Name: } & B \end{aligned}$$

The Solution contains three cubes even though the Set-Name contains only one.

- b. Every cube in Required is used in the Restriction part (if there is one). These same cubes (except any = or C) must also be used in the Set-Name.
- c. Each cube in Permitted may be used in the Restriction part (if there is one). These same cubes (except any = or C) may also be used in the Set-Name.
- d. The Solution uses *no* cube in Forbidden.

*Comment* "Since several Resource cubes may show the same symbol, it is possible to have a U in Forbidden which *must not* be used in the Solution at the same time that there is a U in Required which *must* be used."

- e. After a Now challenge, the Solution must contain *at most one* cube from Resources.
- f. After a Never challenge, any cubes in Resources are considered to be in Permitted and therefore may be used in the Solution.

5. In Adventurous On-Sets, the Solution satisfies all conditions imposed by the variations selected for that shake. (See section **XIII** for the list of variations.)

*Examples*

- (a) If the variation “Required –” has been chosen, each Solution must contain a – sign.
- (b) If the Two Operations variation has been chosen, then the Set-Name part of every Solution must contain at least two operation symbols.

6. Every legal interpretation of the Solution equals the Goal.

- a. An *ambiguous Solution* is one that has more than one legal interpretation. Such a Solution is incorrect if an opponent shows that one of the interpretations does not equal the Goal.
- b. The only defined order of operations in On-Sets is that the ' operation takes priority over all other operations (U, Q, –, and special operations defined by variations). Consequently, a Solution may be ambiguous if the writer does not use parentheses (or other symbols of grouping such as brackets or braces) to indicate the order of operations.

- C. After the time for writing Solutions has expired, each Solution that is presented must be checked for correctness.

1. After a challenge in a three-player match (and before any Solution is presented), the Third Party must indicate by the end of the two minutes for writing Solutions whether he is presenting a Solution.

*Comment* To indicate his intention on the challenge, the Third Party may

- (a) state whether or not he will present a Solution;
  - (b) indicate which party, Mover or Challenger, the Third Party is “joining” (agreeing with) on the challenge. This can be done verbally or by pointing to the party.
  - (c) present or not present a Solution when the time limit for writing Solutions expires.
- In any case, the Third Party may not retract his decision once he has indicated whether or not he will present a Solution.

2. All Solutions must be presented before any is checked.

- a. Once a player presents a Solution to the opponent(s), she may make no further corrections or additions even if the time for writing Solutions has not expired.
- b. Each Solution-writer should circle the Solution to be checked. A writer who forgets to circle the Solution must do so immediately when asked by an opponent.

3. Opponents have two minutes to check each Solution. When more than one Solution must be checked, they may be checked in any order. In a three-player match, *both* opponents must check a player’s Solution during the *same* two minutes. No other Solution should be checked during this time.

*Comment* When both players in a two-way match present Solutions after the last cube has been moved (see section **VIII** below), only one Solution should be checked at a time.

4. Within the time for checking a Solution, opponents must accept or reject the Solution. If the Solution is rejected, an opponent must show that it violates at least one of the criteria in section **VII-B**. A Solution is correct if no opponent shows that it is incorrect.

After a challenge in a three-player match, a player who does not present a Solution for a shake scores 2 if he accepts another player’s Solution as correct even if that Solution is subsequently proved wrong by the other checker.

*Comment* Solution-checkers must not use the cubes in Required, Permitted, and Resources to form the Solution since this causes arguments over where each cube was played.

5. A player who claims an opponent's Solution does not equal the Goal must give at least one of the following reasons.

a. The Goal has no legal interpretation.

*Examples*

(a) The Goal is in the shape of a backwards L, which is not a legal configuration.

(b) The Goal equals a negative number.

b. The Solution equals a value which is not a legal value of the Goal. (The only time when the Goal might have more than one value would be in Mid/Jr/Sr when the Absolute Value variation is in effect – see section **XIIIB**.)

(i) Checkers must make an effort to determine whether the Solution equals the Goal before rejecting a Solution. This can usually be done by applying the Solution to the Universe and turning over cards (if they disobey the Restriction) and/or selecting out the cards that are included in the Set-Name.

(ii) The checker can give a general argument that the Solution does not equal the Goal.

*Examples*

(a) The Goal is 0, and the Solution clearly does not give the null set.

(b) Mid/Jr/Sr: The Goal is 5, and the Restriction removes all but 4 (or fewer) cards in the Universe (with no Double Set in Jr/Sr).

c. The Solution may be grouped so that it does not equal any value of the Goal.

If an opponent believes there is an interpretation of a Solution which does not equal the Goal, that opponent must copy the Solution on his paper and add symbols of grouping to create a *wrong* interpretation. If this revised Solution does not equal the Goal, the Solution is incorrect. However, each checker has only *one* opportunity to prove ambiguity.

*Examples*

(a) The Set-Name  $B \cup G - R$  is ambiguous and may be interpreted by an opponent as  $(B \cup G) - R$  or as  $B \cup (G - R)$ . If the interpretation the opponent selects does not equal the Goal, the Solution is incorrect.

(b)  $R \cup G'$  is *not* ambiguous. It must be interpreted as  $R \cup (G')$  since ' takes priority over  $\cup$ .

*Comment* Some variations (such as Y Wild) allow certain cubes to be used for other symbols. If a Solution-writer wishes a cube to stand for anything other than what is on the cube, she must indicate clearly and unambiguously in writing what each such cube represents. (See Appendix A for a list of suggested ways of doing this.)

d. A symbol or group of symbols in the Solution has no defined meaning.

*Examples*

(a) The Set-Name is  $R \cup 'B$  or  $R \triangle G$ .

(b) Mid/Jr/Sr: The Restriction is  $R \cup (B = G) - R$ .

e. A variation is applied wrongly or not at all.

*Examples*

(a) With – Wild, a Solution uses a – for one symbol and another – for a different symbol.

(b) With Two Operations, the Solution contains only one operation.

## VIII. Last Cube Procedure

A. If one cube remains in Resources, the next Mover must either play that cube to Required or Permitted or challenge Never. When the cube has been moved, each player has two minutes to write a Solution.

The last cube in Resources may *not* be moved to Forbidden. If a player does so, any challenge that is made is set aside and the cube is returned to Resources. There is no penalty unless the player's time to move expires. (See section **XI**.)

- B.** An opponent may challenge Never against the player who moved the last cube provided the challenge is made by the end of the first minute for writing Solutions. If the challenge is made, any Solution-writer has the rest of the original two minutes to write a Solution.

*Comment* Any Now challenge against the player moving the last cube is invalid as is any Never challenge made after the first minute for writing Solutions. In both cases, the player attempting to challenge loses a point and the challenge is set aside.

## **IX.** Illegal Procedures

- A.** Any action which violates a procedural rule is *illegal procedure*. A player charging illegal procedure must specify clearly (within 15 seconds) the exact nature of the illegal procedure.

- 1.** If a move *is* illegal procedure, the Mover must return any illegally moved cube(s) to their previous position (usually Resources) and, if necessary, make another move.

The Mover must be given at least 10 seconds to make this correction, unless the original move was made after the ten-second countdown (see section **XI-A-3** below), in which case the time limit rule (section **XI-A**) is enforced. In general, there is no direct penalty except that the Mover may lose a point if she does not legally complete her turn during the time limit.

*Examples of illegal procedures*

Moving out of turn, moving two cubes without calling "Bonus" before the first cube touches the mat in Forbidden, moving the last cube in Resources to Forbidden, or (in Middle, Junior, and Senior) moving = or C to Forbidden with more than four cubes left in Resources.

- 2.** If the move is *not* illegal procedure, the cube stands as played.

*Comment* There is no penalty for erroneously charging illegal procedure. However, see section **C** below if a player does so frequently.

- B.** An illegal procedure is *insulated* by a legal action (for example, a move or challenge) by another player so that, if the illegal procedure is not corrected before another player takes a legitimate action, it stands as completed.

*Example* Suppose the player in the lead makes a bonus move. Before anyone notices the illegal procedure, the next mover moves (or a valid challenge is issued). Then the illegal bonus move stays in Forbidden without penalty.

- C.** Certain forms of behavior interfere with play and annoy or intimidate opponents. If a player is guilty of such conduct, a judge will warn the player to discontinue the offensive behavior. Thereafter during that round or subsequent rounds, if the player again behaves in an offensive manner, the player may be penalized one point for each violation after the warning. Flagrant misconduct or continued misbehavior may cause the player's disqualification for that round or all subsequent rounds. Judges may even decide to have the other two opponents replay one or more shakes or the entire round because play was so disrupted by the third party. In some cases, judges may order the shake replayed by all three players.

*Examples* This rule applies to use of a cell phone, constant talking, tapping on the table, humming or singing, loud or rude language, keeping a hand or finger over or next to the challenge block, making numerous false accusations of illegal procedure, and so on. It also includes not playing to win but rather trying only to ruin the perfect scores of one or both opponents (for example, by erroneously challenging Now or Never at or near the beginning of each shake so that both opponents will score 5 for the round), saying one variation but circling another, constantly charging illegal procedure erroneously, counting down the ten-second warning in an obnoxious manner, etc.

## X. Scoring a Shake

A. After a challenge, a player is *correct* according to the following criteria.

1. That player had to write a Solution and did so correctly.

If the Third Party agrees with the person who must write a Solution, the Third Party must write a correct Solution also.

2. That player did not have to write a Solution (someone else did), and no opponent wrote a correct Solution.

B. After a challenge, points are awarded as follows.

1. Any player who is not correct scores 2.

2. Any player who is correct scores 6, unless that player is the Third Party agreeing with the Challenger, in which case the score is 4.

C. After the last cube from Resources is moved to the playing mat and no one challenges Never, points are awarded as follows.

1. Any player who writes a correct Solution scores 4.

2. Any player who does not write a correct Solution scores 2.

D. A player who is absent for a shake scores -4 for that shake.

## XI. Time Limits

A. Each task a player must complete has a specific time limit. The one- and two-minute time limits are enforced with the timer. If a player fails to meet a deadline, he loses one point and has one more minute to complete the task. If he is not finished at the end of this additional minute, another one-point penalty is imposed and he loses his turn or is not allowed to complete the task.

Note: In Elementary and Middle Divisions, each one-point penalty (for whatever reason) must be approved (initialed) by a judge on the scoresheet.

1. The time limits are as follows.

- |                                 |            |
|---------------------------------|------------|
| a. rolling the cubes            | 1 minute   |
| b. making a variation selection | 15 seconds |

This time limit does not begin until after the one minute for rolling the cubes.

- |   |            |
|---|------------|
| c. setting the Goal   | 2 minutes  |
| d. first turn of the player to the left of the Goal-setter                    | 2 minutes  |
| e. all other regular turns (including any bonus moves)                        | 1 minute   |
| f. stating a valid challenge after picking up the challenge block             | 15 seconds |
| g. deciding whether to challenge Never when no more cubes remain in Resources | 1 minute   |

If the Never challenge is made, any time (up to a minute) the Challenger takes deciding to challenge counts as part of the two minutes for writing a Solution.

- |                       |           |
|-----------------------|-----------|
| h. writing a Solution | 2 minutes |
|-----------------------|-----------|

During this time, the Third Party (if there is one) must decide whether to present a Solution after a Now or Never challenge.

- |   |           |
|---|-----------|
| i. deciding whether an opponent's Solution is correct | 2 minutes |
|---|-----------|

2. Often a player completes a task before the time limit expires. When sand remains in the timer from the previous time limit, the next player will receive additional time. An opponent timing the next player may either flip or not flip the timer so as to give the opponent the *lesser* amount of time before the remaining sand runs out and the next time limit can be started.

3. If a player does not complete a task before sand runs out for the time limit, she must be warned that time is up. An opponent must then count down 10 seconds

loud enough for the opponent to hear. The one-point penalty for exceeding a time limit can be imposed only if the player does not complete the required task by the end of the countdown.

The countdown must be done at a reasonable pace; for example, “1010, 1009, ..., zero.”

- B.** A round lasts a specified amount of time (usually 30 or 35 minutes). When that time is up, players are told not to start any more shakes. Either of two procedures may be used to determine the end of the shake in progress when time is called.
1. Players finish the last shake regardless of how much time it takes.  
*Comment* This procedure can be used in local play when only one round is played on a given day.
  2. Players have five minutes to finish the last shake. After these five minutes, players still involved in a shake in which no challenge has been made and one or more cubes remain in Resources will be told: “Stop; do not play another cube to the mat. Each player has two minutes to write a correct Solution that may use any of the cubes remaining in Resources.” Any player who presents a correct Solution scores 4 points for that shake; a player who does not present a correct Solution scores 2.

## XII. Scoring a Match

- A.** Each player is awarded points for the match based on the sum of his scores for the shakes played during that match according to the following tables.

Three-Player Matches	Points
first place	6
two-way tie for first	5
three-way tie for first	4
second place	4
tie for second	3
third place	2

Two-Player Matches	Points
first place	6
two-way tie for first	5
second place	4

- B.** When a round ends, each player must sign (or initial) the scoresheet and the winner (or one of those tied for first) turns it in. If a player signs or initials a scoresheet on which his score is listed incorrectly and there is evidence that there was intent to deceive and the error was not a simple oversight, then do the following.
1. If the error gives the player a lower score, he receives the lower score.
  2. If the error gives the player a higher score, he receives 0 for that round.

## XIII. Adventurous Variations

### A. Elementary Variations (grade 6 and below)

1. Required Cube The Solution must contain a \_\_\_ cube. The player selecting this variation specifies which non-digit symbol from the Resources fills the blank in the previous sentence.  
*Comment* If, say, Required – is chosen along with B Wild, a B cube used as – does *not* satisfy the Required Cube variation.
2. Wild Cube The \_\_\_ cube may represent any symbol on the cubes except a digit. The \_\_\_ cube must stand for the same symbol everywhere it occurs in the Solution. The player selecting this variation specifies which cube from the Resources is wild. The wild cube may not be a digit. Each Solution-writer must specify in writing the interpretation of the wild cube if it stands for anything other than itself in his Solution.

*Comments*

- (a) If both B Wild and B Required are chosen, a B *cube* must be in the Solution but may stand for another symbol.
- (b) See Appendix A for examples of ways to indicate what a wild cube stands for in a Solution. However, if B is wild but used as B, this need not be indicated.

3. U and Ω Interchangeable Any U may represent U or Ω, and any Ω may represent Ω or U.

*Comments*

- (a) U and Ω need not be used consistently. In a Solution, one U (or Ω) may be used as U and another U (or Ω) used as Ω.
- (b) Any wild cube used as U or Ω gains the full interchangeable power granted U and Ω by this variation.
- (c) If U (or Ω) Wild and U-Ω Interchangeable are both chosen for a shake, then, if U (or Ω) is used just for itself or Ω, it need not be used consistently. However, if U (or Ω) is used for any symbol other than U or Ω, then it must represent that same symbol throughout the Solution.
- (d) Since this variation makes U and Ω “wild” in only a limited way, players are *not* required to indicate in writing where in the Solution a U stands for Ω or a Ω stands for U. They should simply write the symbol they want mathematically.
- (e) If U Wild is also called, this does not mean Ω cubes are wild and vice-versa.

4. V and Δ Interchangeable Any V may represent V or Δ, and any Δ may represent Δ or V.

*Comment* The comments above for U and Ω Interchangeable, substituting V for U and Δ for Ω, apply here.

5. Two Operations Each Solution must contain at least two operation symbols. The operation symbols are U, Ω, -, and '.

*Comments*

- (a) If a wild cube is also chosen, a wild cube used as an operation counts as an operation *symbol*. On the other hand, any wild operation cube not used as an operation does *not* count as an operation symbol.
- (b) A Solution like R U B U V satisfies this variation. The variation does not require two *different* operation symbols in the Solution.

6. Multiple operations Every operation sign in Required or Permitted may be used many times in any Solution.

*Comments*

- (a) After a Never challenge, any operation sign in Resources may be used many times in any Solution. After a Now challenge, if the one cube allowed from Resources is an operation cube (or a wild cube used as an operation), it may be used multiple times.
- (b) With this variation, an operation cube is not used to represent another symbol. So players may simply write an operation sign multiple times in Solutions without any additional comment.

7. Shift from Permitted On your turn, you may transfer a cube in Permitted to either Required or Forbidden. This move takes the place of your regular move.

*Comments*

- (a) If not in the lead, you may make a bonus move from Resources to Forbidden before transferring a cube out of Permitted as your regular move.
- (b) You may *never* shift a cube from Permitted to Forbidden as a Bonus move.
- (c) Once the last cube in Resources has been moved to Required or Permitted, no more cubes from Permitted may be shifted.

**B. Middle Variations (grade 8 and below)**

The following Elementary variations may also be chosen in Middle. (See the comments following each in the Elementary list in addition to any comments below.)

1. Required Cube The Solution must contain a \_\_\_ cube. The player selecting this variation specifies which non-digit symbol from the Resources fills the blank in the previous sentence.  
*Comment* If a player selects = or C Required, this variation is satisfied by using the required cube in a Restriction. If the required cube is a color, V or Δ, or an operation symbol, the variation is satisfied by using that symbol in *either* a Restriction or the Set-Name. However, in the latter case, if the required symbol is played to Required, then, as usual, it must be in *both* a Restriction (if one is made) and the Set-Name.
2. Wild Cube The \_\_\_ cube may represent any symbol on the cubes except a digit. The \_\_\_ cube must stand for the same symbol everywhere it occurs (Restriction(s) and Set-Name). The player selecting this variation specifies which cube from the Resources is wild. The wild cube may not be =, C, or a digit. Each Solution-writer must specify in writing the interpretation of the wild cube if it stands for anything other than itself in his Solution.
3. U and Ω Interchangeable Any U may represent U or Ω, and any Ω may represent Ω or U.
4. V and Δ Interchangeable Any V may represent V or Δ, and any Δ may represent Δ or V.
5. Two Operations The Set-Name of each Solution must contain at least two operation symbols. The operation symbols are U, Ω, -, and '.
6. Multiple operations Every operation sign in Required or Permitted may be used many times in a Solution (Set-Name or Restriction or both).
7. Shift from Permitted On your turn, you may transfer a cube in Permitted to either Required or Forbidden. This move takes the place of your regular move.  
*Comment* You may never shift an = or C cube from Permitted to Forbidden (even when there are four or fewer cubes in Resources).

Middle Division players may also choose the following variations.

8. No Null Restrictions Each Restriction must remove at least one card from the Universe. In a chain Restriction, this variation is satisfied if any part of the chain removes a card.  
*Comment* If a Solution includes more than one Restriction, each must remove at least one card regardless of the order in which they are applied to the Universe.
9. Absolute Value Any upside-down cube(s) in the Goal may be interpreted as right-side-up by a Solution-writer.  
*Examples*
  - (a) The Goal  $3\bar{2}$  (upside-down 2) may be interpreted as 1 or 5.
  - (b) The Goal  $\bar{2}1$  (where the 2 and 1 are upside-down) may equal 5 or 7. The 2 *must* be interpreted as right-side up in order to create a legal (positive) value.

### C. Junior Variations (grade 10 and below)

SPECIAL RULE: The following three variations are in effect for *all* shakes.

1. Multiple Operations Every operation sign in Required or Permitted may be used many times in a Solution (Set-Name or Restriction or both).
2. U and Ω Interchangeable Any U may represent U or Ω, and any Ω may represent Ω or U.
3. V and Δ Interchangeable Any V may represent V or Δ, and any Δ may represent Δ or V.

Junior players may choose any of the following Middle variations. (See the comments and examples after each variation in the Elementary and Middle lists.)

4. Required Cube The Solution must contain a \_\_\_ cube. The player selecting this variation specifies which non-digit symbol from the Resources fills the blank in the previous sentence.
5. Wild Cube The \_\_\_ cube may represent any symbol on the cubes except a digit. The \_\_\_ cube must stand for the same symbol everywhere it occurs (Restriction(s) and Set-Name). The player selecting this variation specifies which cube from the Resources is wild. The wild cube may not be =, C, or a digit. Each Solution-writer must specify in writing the interpretation of the wild cube if it stands for anything other than itself in his Solution.
6. Two Operations The Set-Name of each Solution must contain at least two operation symbols. The operation symbols are U, Q, -, and '.
7. No Null Restrictions Each Restriction must remove at least one card from the Universe. In a chain Restriction, this variation is satisfied if any part of the chain removes a card.
8. Shift from Permitted On your turn, you may transfer a cube in Permitted to either Required or Forbidden. This move takes the place of your regular move.

Junior Division players may also choose the following variations.

9. Double Set Each card in the Universe that is contained in the \_\_\_ set will count double for all Solutions. The player selecting this variation specifies which non-empty set of cards *that does not equal the Universe* counts double. The set must be named using an expression consisting of *at most four* symbols (not counting grouping symbols).

*Examples*

A player selecting this variation may choose to double B, R', G Q Y, (B - R)', V - B', and so on. Players may not Double Sets like B U R U G, Y - (B Q G)', B' - R', V - (R - B), and so on. Also if a player selects R - Y as the doubled set but there are no cards in R - Y, the player is penalized one point and must select another variation. Similarly, if a player selects B U R' as the Double Set and every card in the Universe is B or R', the player loses a point and must pick another variation.

*Comment* In Senior Division, any - in the Double Set name means symmetric difference if the Symmetric Difference variation (see below) is chosen.

10. Required/Forbidden Card The player selecting this variation either specifies one card in the Universe which must be in the Set-Name of any Solution or specifies one card in the Universe which must *not* be in the Set-Name of any Solution.

*Comments*

- (a) The player states the required or forbidden card orally and records the card in a blank on the variation selection sheet. For example, "BRG", "RY", "blank", and so on.
- (b) If Blank Card Wild (see below) is chosen along with, say "BR forbidden," then the blank card may *not* be made the forbidden card (BR) for any Solution.

11. Blank Card Wild Each Solution-writer must specify in writing which colors, if any, are on the blank card.

*Comments*

- (a) This variation may be chosen only if the blank card has been dealt.
- (b) If the blank card remains blank for a Solution, the Solution-writer does not need to specify this.
- (c) Suppose Double Set and Blank Card Wild are both chosen with, say, B the Double Set. If a player chooses to put a B dot on the blank card, the blank card counts double for that player's Solution.

- (d) If Required Card is also chosen with the blank card required, that variation is satisfied if the blank card is in the Set-Name even if the Solution-writer puts one or more colors on the blank card.
- (e) Blank Card Wild and Blank Card Forbidden are in conflict. So if Blank Card Wild is selected, a player then choosing Blank Card Forbidden is penalized one point and vice-versa.

**12. Absolute Value** Any upside-down cube(s) in the Goal may be interpreted as right-side-up by a Solution-writer.

**D. Senior Variations (grade 12 and below)**

Players may choose any of the Junior variations (except for the three which are in effect for every shake) plus the following.

**13. Symmetric Difference** The  $-$  symbol means “symmetric difference;” that is,  $A - B$  equals  $(A - B) \cup (B - A)$ , where these last two  $-$  signs mean set subtraction.

If  $-$  Wild has already been selected for the shake, no player may select Symmetric Difference for that shake. Similarly, if Symmetric Difference has been chosen, no player may select  $-$  Wild. (In either case, the player selecting the second of the two conflicting variations receives a -1 penalty.)

*Comments*

- (a) If Wild Cube is also chosen, any wild cube used as  $-$  means symmetric difference, not set subtraction.
- (b) In Solutions, players simply write the  $-$  sign with the understanding that it means symmetric difference.

**14. Two Solutions** Each Solution-writer must write two Solutions; the set named by the second Solution must contain at least one card that is not in the set named by the first Solution.

When this variation is in effect, players have *three* minutes to write Solutions and *three* minutes to check each player’s pair of Solutions. Also no Now challenges may be made with fewer than *three* cubes left in Resources. Furthermore, when the Mover plays the last cube from Resources to Required or Permitted, the other players have *two* minutes to challenge Never.

*Comments*

- (a) A Never challenge should be made against a Goal of 0 since it is impossible to satisfy the Two Solutions variation in this case. Similarly, a Goal equal to the number of cards in the Universe is impossible. With Double Set, the Goal can legitimately be larger than the number of cards. However, if the Goal is such that all cards in the Universe must be in any Solution, then a Never challenge should be made.
- (b) In determining the rules a player’s two Solutions must follow, it is helpful to think of the Solutions as if they were presented by *different* players. Each Solution must use the cubes correctly and obey all the variations for the shake.
- (c) After a Now challenge, Solution A of a player may use one cube from Resources and Solution B of that player may use a *different* Resource cube (or no cube).
- (d) A wild cube may stand for one symbol throughout one of a player’s Solutions and another symbol throughout the other Solution.
- (e) With Blank Card Wild, a Solution-writer may put one set of dots (or no dots) on the blank card for one Solution and another set of dots on the blank card for the other Solution. However putting a different set of dots on the blank card does not make it a different card for the second Solution. Thus, if the first Solution yields a set consisting of cards 1, 2, 3 and the blank card and the second Solution produces cards 1, 2, 3, and the blank card (with a different set of colors on it), these Solutions do not satisfy this variation. Similarly, if the Goal is 1, a player may not write one Solution that produces the blank card with a certain set of dots on it (or no dots) and a second Solution that produces the blank card with a different set of dots on it.
- (f) Suppose Required Card is chosen and the Goal is 1. An opponent should challenge Never since it is impossible to write two Solutions that produce a different card and satisfy the Required Card variation.
- (g) With Absolute Value, one Solution may equal one interpretation of the Goal, and the other Solution may equal the other interpretation.